


# Wall-mounted air intake and exhaust vents made from stainless steel **CSQ-K / WSQ-K**



## Description

Wall-mounted Air Intake / Exhaust Louvres are made with fixed blades. The CSQ-K air intake louvres are additionally secured with a stainless wire mesh with a diameter of 1 mm and a mesh size of 12.7x12.7 mm. Louvres are suitable for mounting on the external wall or as termination pieces of ventilation ducts. Air louvers are made of stainless steel sheet. WSQ-K exhaust louvres up to size 600x600mm are made of formed sheet metal. The frame width of air louvers is 30mm in sizes up to 600x600mm, sizes over 600x600mm - 40mm.

 CSQ-K intake louvres are additionally equipped with QILN-IN-K wire mesh screen and are made in standard sizes.

Larger sizes of louvres (over 600x600mm) are manufactured using blade profiles QPPC-K, QPRC-K... and QNT-K corner pieces. Air louvers are custom-made according to client's technical specifications (dimensions).

Minimum size: 150x150 mm.

Maximum size: 2500x2500mm.

Powder coating in any RAL colour at client's request.

### Available materials - Product code examples

CSQ-K-...-... - stainless steel sheet

WSQ-K-...-... - stainless steel sheet

QILN-IN-K-...-... - stainless steel sheet

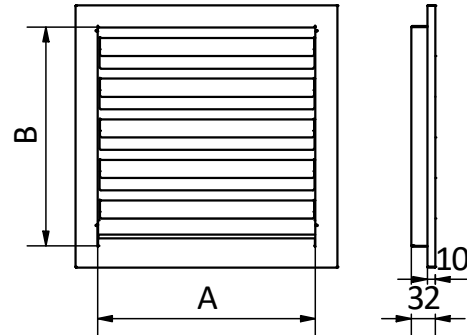
### Product code example

Product code: **CSQ-K - 1600 - 500**

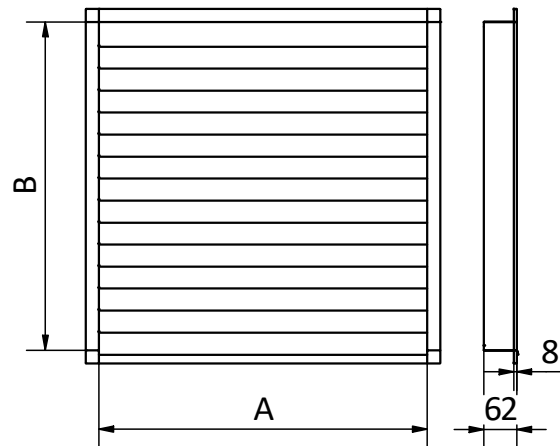


## Dimensions

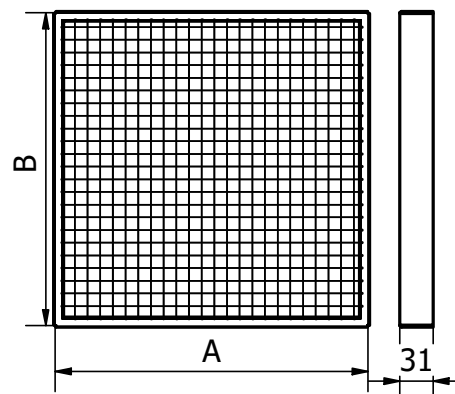
WSQ-A ≤ 600x600



WSQ-A > 600x600



QILN-IN-K



Wall-mounted air intake and exhaust vents made from stainless steel

# CSQ-K / WSQ-K

## Variants



WSQ-K≤600x600



WSQ-K>600x600



CSQ-K≤600x600  
(WSQ-K+QILN-IN-K)



CSQ-K>600x600