

Wall-mounted aluminium air intake and exhaust vents

CSQ-A / WSQ-A



Description

Wall-mounted Air Intake / Exhaust Louvres are made with fixed blades. The CSQ-A air intake louvres are additionally secured with a stainless wire mesh with a diameter of 1 mm and a mesh size of 12.7x12.7 mm. Louvres are suitable for mounting on the external wall or as termination pieces of ventilation ducts. Air louvers are made of aluminium steel sheet. WSQ-A exhaust louvres up to size 600x600mm are made of formed sheet metal. The frame width of air louvers is 30mm in sizes up to 600x600mm, sizes over 600x600mm - 50mm.



CSQ-A intake louvres are additionally equipped with QILN-IN-K wire mesh screen and are made in standard sizes.

Larger sizes of louvres (over 600x600mm) are manufactured using blade profiles QCA-BLADE-P, QCA-BLADE-PW, sides QCA-FRAME-P, QCA-END-P, corners QCA-COR and separators QCA-SPACER. Air louvers are custom-made according to client's technical specifications (dimensions).

Minimum size: 200x200 mm.

Maximum size: 3000x3000 mm.

Powder coating in any RAL colour at client's request.

The product is provided with the PZH-NIH Hygiene Certificate.

Available materials - Product code examples

CSQ-A-...-... - aluminium sheet

WSQ-A-...-... - aluminium sheet

QILN-IN-K-...-... - stainless steel sheet

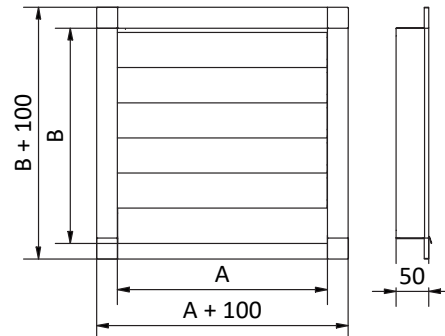
Product code example

Product code: CSQ-A - 1600 - 500

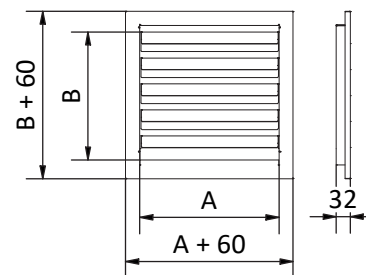
type _____
 a _____
 b _____

Dimensions

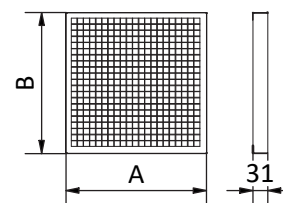
WSQ-A ≤ 600x600



WSQ-A > 600x600



QILN-IN-K



Wall-mounted aluminium air intake and exhaust vents

CSQ-A / WSQ-A

Variants



WSQ-A≤600x600



WSQ-A>600x600



CSQ-A≤600x600
(WSQ-A+QILN-IN-K)



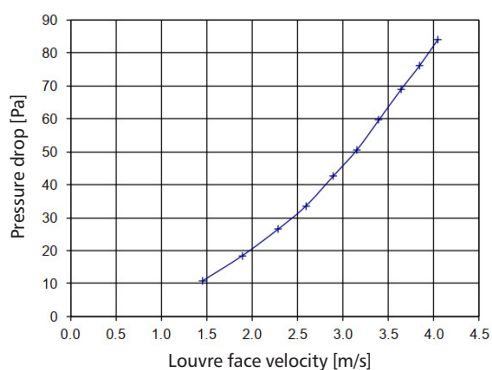
CSQ-A>600x600

Technical data

Water penetration classification according to standard EN 13030:2001. The classification applies to a specific louvre design irrespective of size.

Water penetration classification	Entry loss coefficient C_e classification	Discharged coefficient C_D classification	Up to velocity [m/s]
C	2	3	0,5 - 1 m/s
D	2	3	1,5 - 3,5 m/s

Pressure loss for WSQ



Pressure loss for CSQ

