
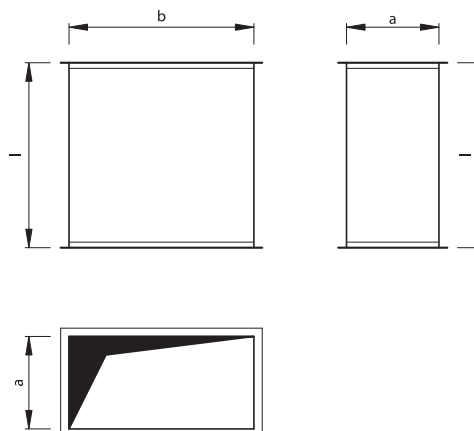


Rectangular ducts

QDN



Dimensions



Description

All rectangular ducts are fitted with flange frames made of sheet angles and braced by cross-wise ribbing. Larger ducts are additionally braced with galvanized tubes (baffles). The ducts are manufactured in the following standard sections to standardize the fabrication, shipping and installation procedure:

If a or $b \leq 500$, then $L = 1250$ mm

If a or $b > 500$, then $L = 1500$ mm

If rectangular duct ends should be finished otherwise than with flange frames, use the following designations to indicate the required option:

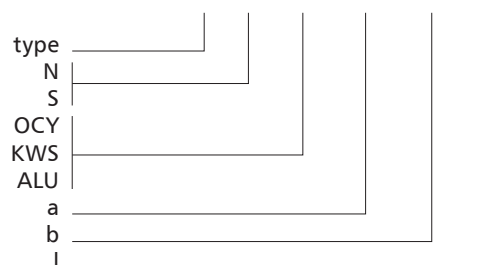
LR — separate frame

BR — no frame (bare end)

Z — blind end

Product code example

Product code: **QD - N - OCY - 500 x 300 - 1500**



N — low-pressure version

S — medium-pressure version

C — galvanized steel

K — stainless steel

A — aluminium

a — width

b — height

l — length