


Prefabricated components for air intake and exhaust units

CSQ-PREF/WSQ-PREF



Description

The main prefabricated components for louvre air intake and exhaust units include: exhaust side angles with marked locations for WGO self-drilling screws, louvre blades which shield the opening from rain and birds, and side angle corner braces. The fabrication of air intakes also requires using SIA wire mesh, size 12.7x12.7 mm.

Available materials — Product code examples

- QPPC - galvanized steel sheet
- QPRC - galvanized steel sheet
- QNT - galvanized steel sheet

Product code example

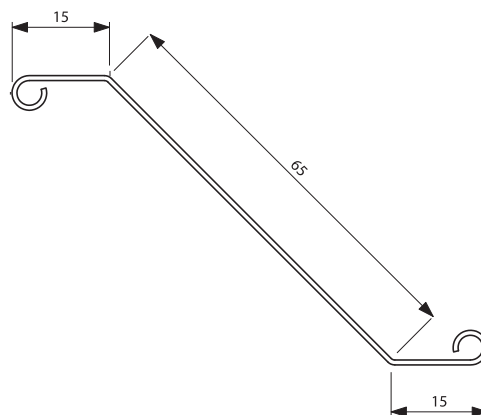
Product code: QPPC

type

Dimensions

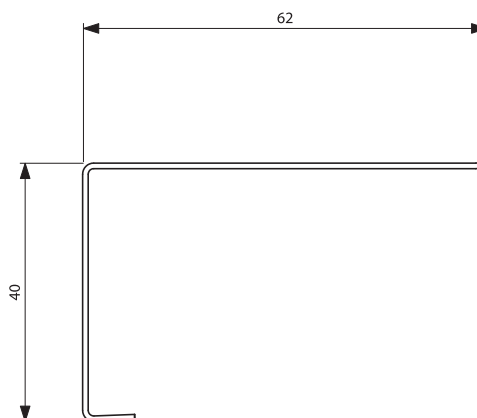
QPPC

Louvre blade for galvanized steel air intakes: sold in units of 5 metres



QPRC

Air intake side part: sold in units of 5 metres



QNT

Side part corner piece for galvanized steel air intake / exhaust units.

