Duct fans for round ventilation systems

DV-PP-L

Download Wentyle
Download AlnorCAM
Buy via B2B



Description

The DV-PP-L duct fan is used to supply and exhaust the air in ventilation ducts. The DV-PP-L duct fans are an ideal solution for the air exhaust in bathrooms and other rooms. Small sizes of the DV-PP-L fans facilitate the assembly in locations that are hard to access and where the space is limited.

Material:
- housing: polypropylene
- rotor: ABS

Protection class: IP44

Example of the designation

Product code: **DV-PP-L - aaa**

type
ØA

Dimensions

DV-PP-L-100

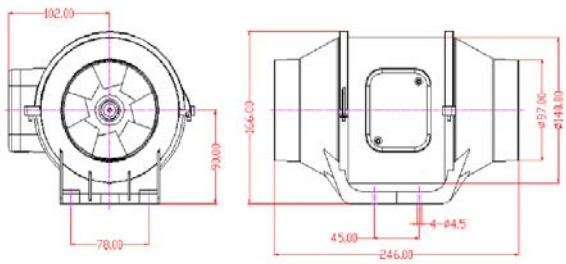

DV-PP-L-125

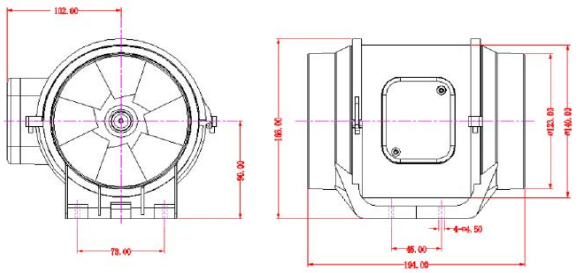

DV-PP-L-150

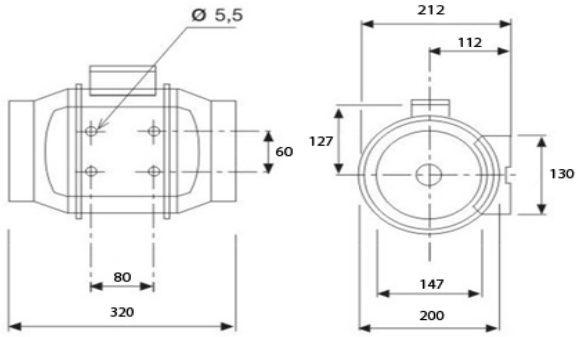

Type	Speed [rev/min]	Power consumption [W]	Current [A]	Capacity [m3/h]	Noise level [dB]	Voltage [V]	max. temp. [°C]	Protection class	Weight [KG]
DV-PP-L-100	2600	35	0,15	155	31	230	80	IP 44	1,5
DV-PP-L-125	2600	35	0,15	218	31	230	80	IP 44	1,5
DV-PP-L-150	2550	54	0,24	530	33	230	80	IP 44	2,7

ALNOR® ventilation systems
is a legally protected trademark and technical patent. All rights reserved.

DV-PP-L

Download Wentyle
Download AlnorCAM
Buy via B2B

Graphs

Flow characteristics of the **DV-PP-L-100** fan

High revolutions

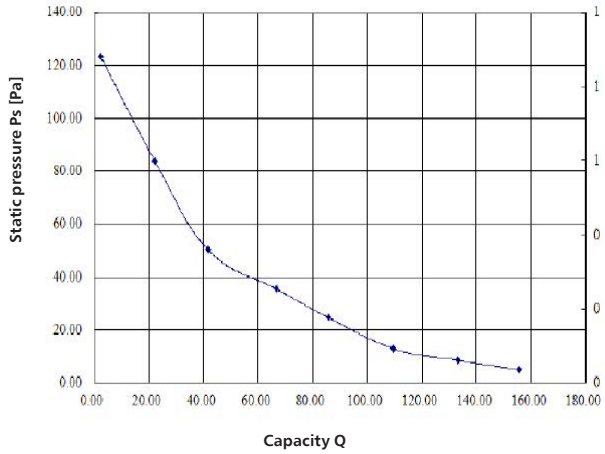

Flow characteristics of the **DV-PP-L-100** fan

Low revolutions

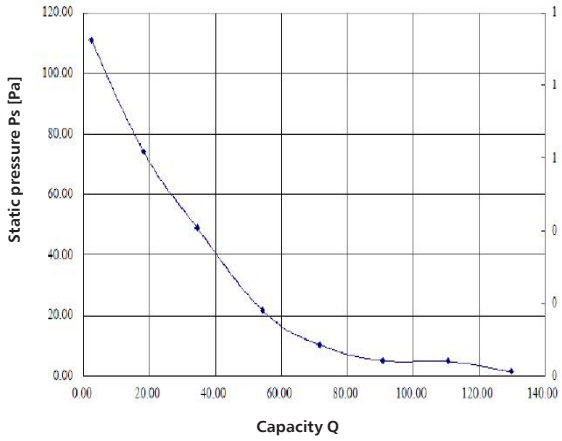

Flow characteristics of the **DV-PP-L-125** fan

High revolutions

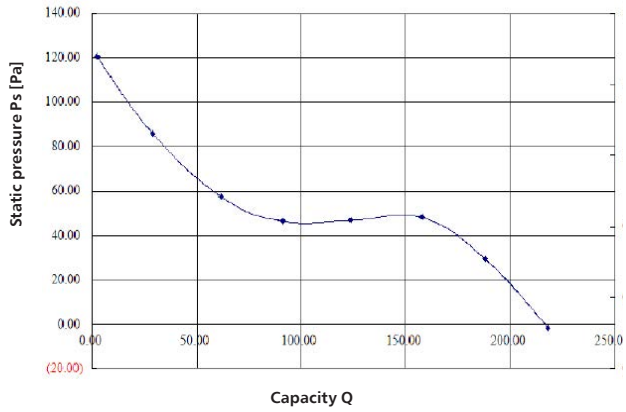

Flow characteristics of the **DV-PP-L-125** fan

Low revolutions

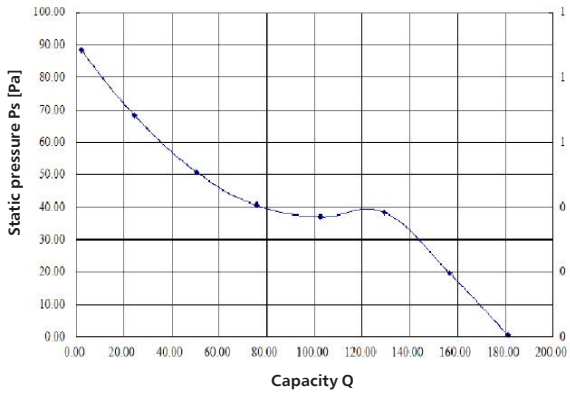

Flow characteristics of the **DV-PP-L-150** fan

Low (LS) and High (HS) revolutions

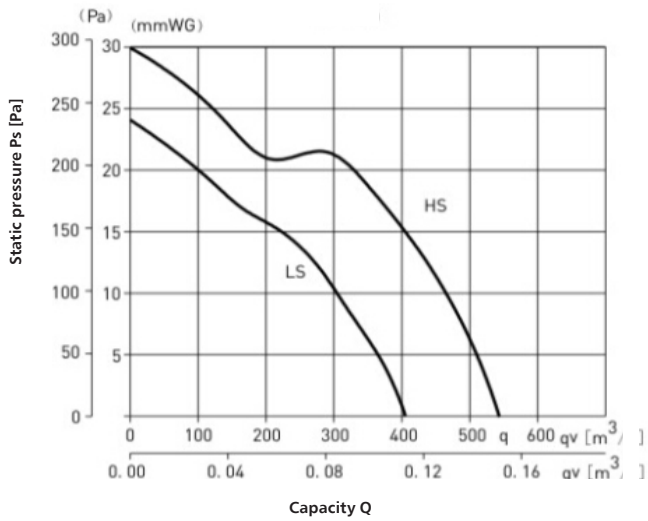

is a legally protected trademark and technical patent. All rights reserved.

Roof fans with horizontal air discharge

DV-ROF-R

Download Wentyle
Download AlnorCAM
Buy via B2B



Dimensions

DV-ROF-R

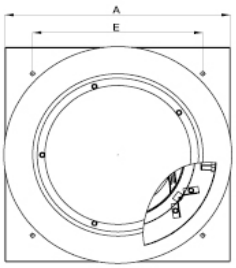

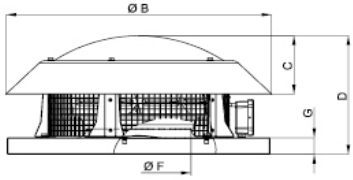

Type	A	B	C	D	E	F	G
DV-ROF-R-160	252	260	50	140	210	80	25
DV-ROF-R-180	252	260	50	140	210	80	25
DV-ROF-R-225	336	386	105	212	274	146	35
DV-ROF-R-250	370	386	105	225	290	163	35
DV-ROF-R-315	454	443	135	293	333	185	40
DV-ROF-R-355	595	595	135	285	450	234	40

Description

The DV-ROF-R roof fan with horizontal air discharge is available in two versions of the winding insulation class - B and F. The DV-ROF roof fan has a broad range of applications: industrial and construction applications, in factories, hospitals, night clubs, theatres, houses, restaurants. The exhaust fans are intended for installation on dampening roof bases.

Material:
- housing: electrostatic iron sheet
- rotor: galvanised sheet

Insulation class: class B or F

Example of the designation
Product code: **DV-ROF-R - aaa**

type
ØA

Type	Voltage [V]	Frequency [Hz]	Power [W]	Condenser [uf]	Speed [rev/min]	Flow of air [m3/h]	Noise level [dB(A)]	Weight [kg]
DV-ROF-R-160	230	50	65	2,0	2547	346	46	3,50
DV-ROF-R-180	230	50	80	2.5	2500	360	50	3,70
DV-ROF-R-225	230	50	130	5,0	2640	902	54	7,00
DV-ROF-R-250	230	50	120	6,0	2685	1212	55	8,00
DV-ROF-R-315	230	50	180	6,0	1400	1500	56	12,80
DV-ROF-R-355	230	50	220	6,0	1400	2400	65	18,00

is a legally protected trademark and technical patent. All rights reserved.

Roof fans with horizontal air discharge

DV-ROF-R

Download Wentyle
Download AlnorCAM
Buy via B2B

Graphs

Flow characteristics of **DV-ROF-R** fans

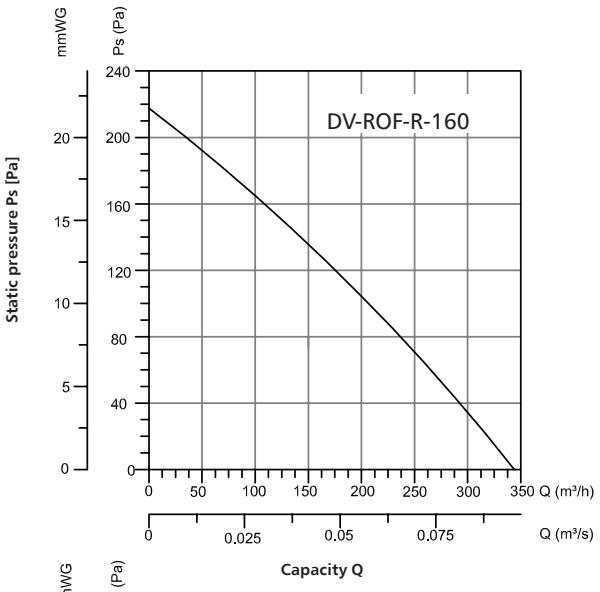

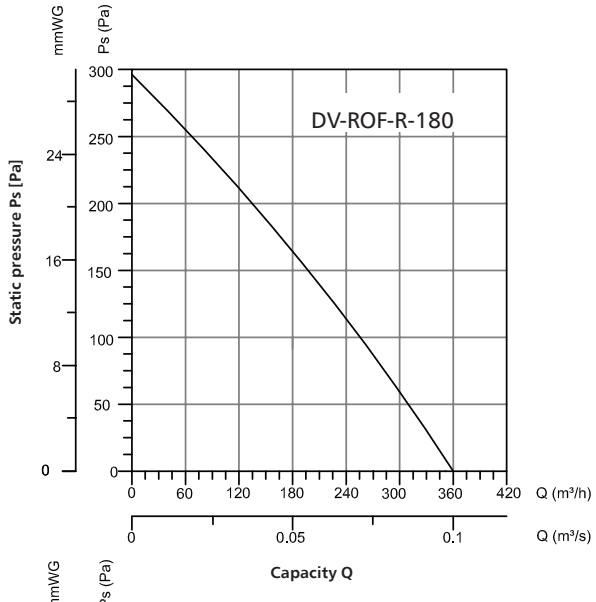

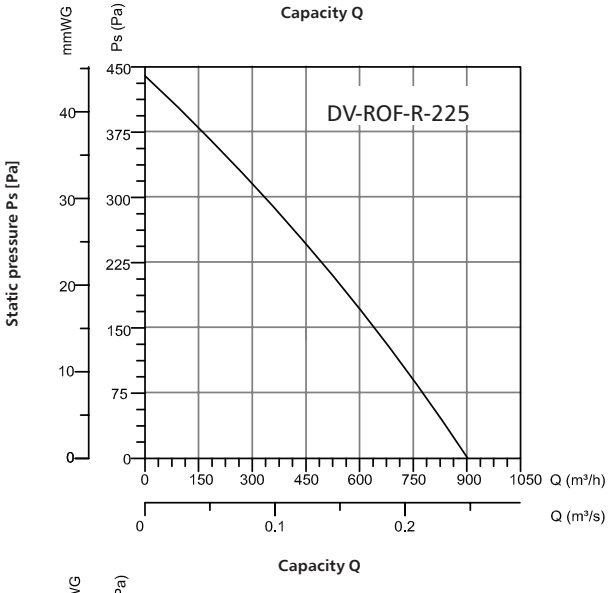

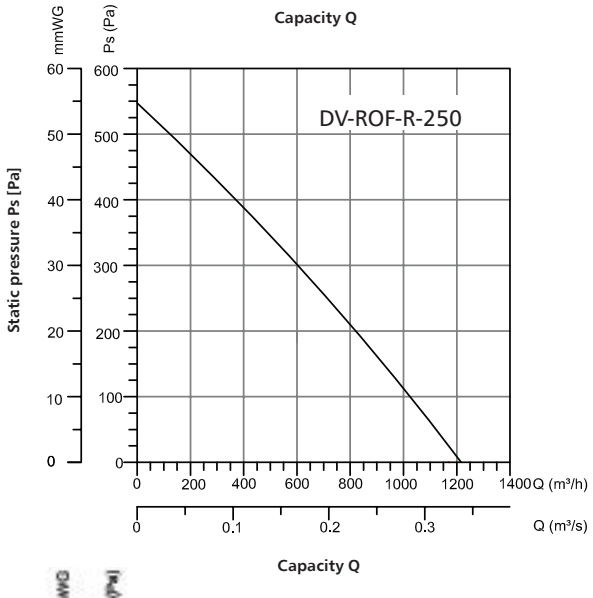

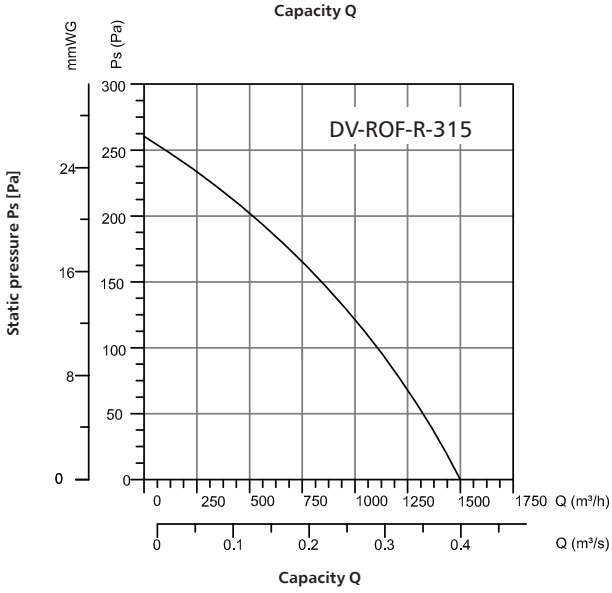

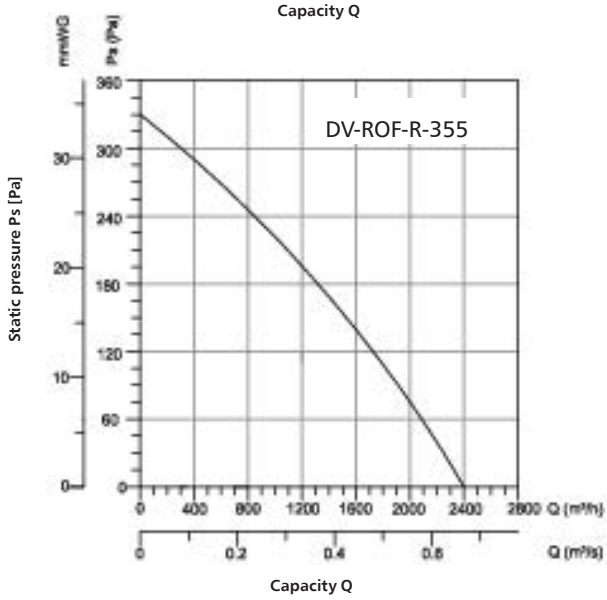

ALNOR® ventilation systems
is a legally protected trademark and technical patent. All rights reserved.

High temperature roof fans

DV-ROF-RHT

Download Wentyle
Download AlnorCAM
Buy via B2B

Dimensions

DV-ROF-RHT

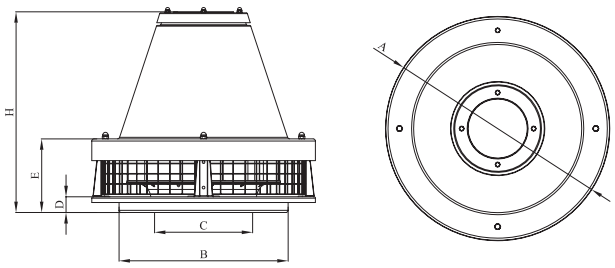

Type	A	B	C	D	E	H
DV-ROF-RHT-315	410	310	180	30	156	391

Description

The DV-ROF-RHT roof fan with horizontal air discharge is applied in residential, commercial and industrial systems, especially at places where the transfer of hot air with maximum temperature of +120°C IS REQUIRED.

Material:
- housing: electrostatic iron sheet
- rotor: galvanised sheet

Insulation class: class F

Example of the designation
Product code: **DV-ROF-RHT- 315**
type
ØA

Chart

Flow characteristics of the **DV-ROF-RHT** fan

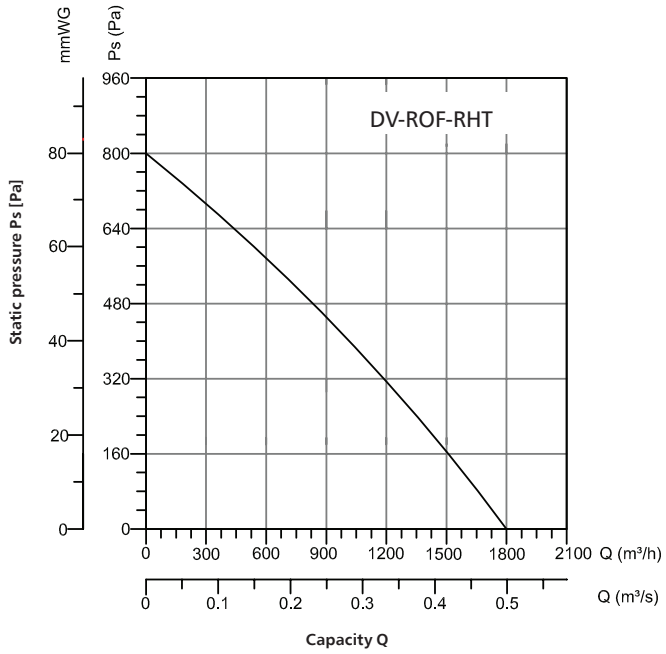

Type	Voltage [V]	Frequency [Hz]	Power [W]	Condenser [uf]	Speed [rev/min]	Flow of air [m3/h]	Noise level [dB(A)]	Weight [kg]
DV-ROF-RHT-315	220	50	250	8	2900	1800	60	11,30

ALNOR® ventilation systems
is a legally protected trademark and technical patent. All rights reserved.

Roof fans with vertical air discharge

DV-ROF-V

Download Wentyle
Download AlnorCAM
Buy via B2B

Dimensions

DV-ROF-V

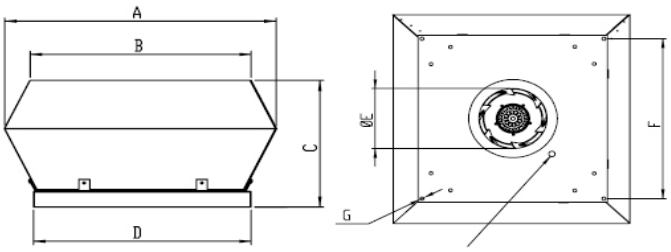

Type	A	B	C	D	E	F	G
DV-ROF-V-225	350	295	190	335	146	245	10
DV-ROF-V-315	552	450	330	505	185	450	10
DV-ROF-V-355	745	607	385	595	234	450	10
DV-ROF-V-400	745	607	385	595	270	450	10
DV-ROF-V-450	900	742	512	665	282	630	10
DV-ROF-V-500	900	742	512	665	320	630	12

Description

DV-ROF-V roof fan with vertical air discharge It is available in two versions of the winding insulation class - B and F. The DV--ROF-V roof fan has a broad range of applications: industrial and construction applications, in factories, hospitals, night clubs, theatres, houses, restaurants, offices, etc.. The roof fans are intended for installation on dampening roof bases.

Material:
- housing: galvanised sheet
- rotor: galvanised sheet

Insulation class: class B or F

Example of the designation
Product code: **DV-ROF-V - aaa**

type
ØA

Type	Voltage [V]	Frequency [Hz]	Power [W]	Condenser [uf]	Speed [d/d]	Air flow [m3/h]	Noise level dB(A)	Weight [kg]
DV-ROF-V-225	230	50	130	5	2640	850	40	7
DV-ROF-V-315	230	50	180	4	1430	1550	54	22
DV-ROF-V-355	230	50	220	6	1400	2400	56	34
DV-ROF-V-400	230	50	360	12	1420	3500	59	39
DV-ROF-V-450	230	50	620	18	1410	5000	60	51
DV-ROF-V-500	380	50	950	-	1400	7550	62	60

is a legally protected trademark and technical patent. All rights reserved.

DV-ROF-V

Download Wentyle
Download AlnorCAM
Buy via B2B

Graphs

Flow characteristics of **DV-ROF-V** fans

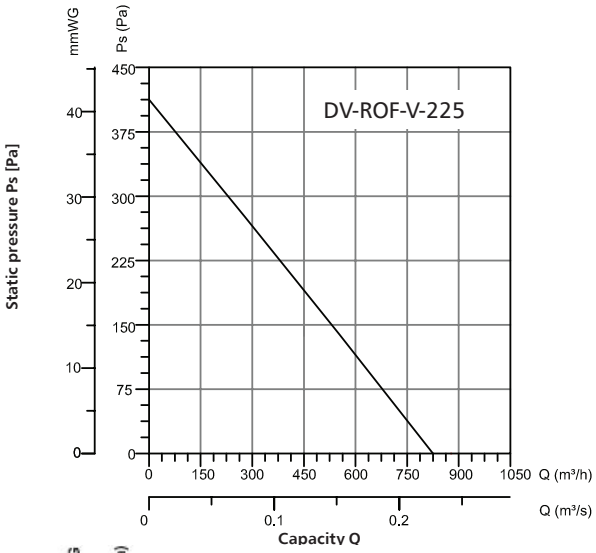

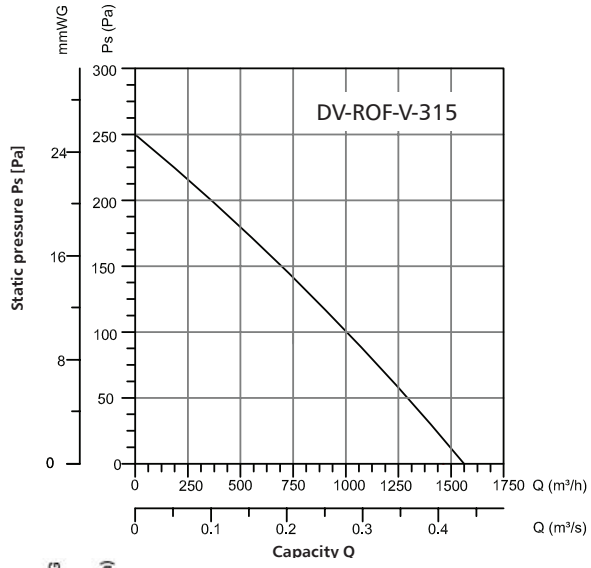

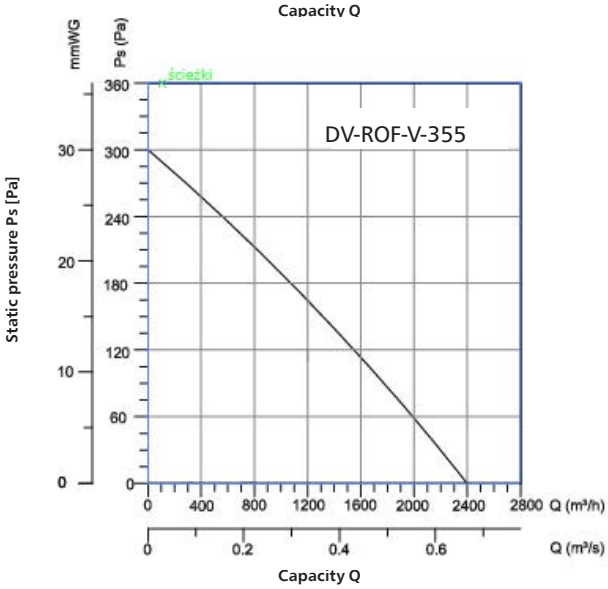

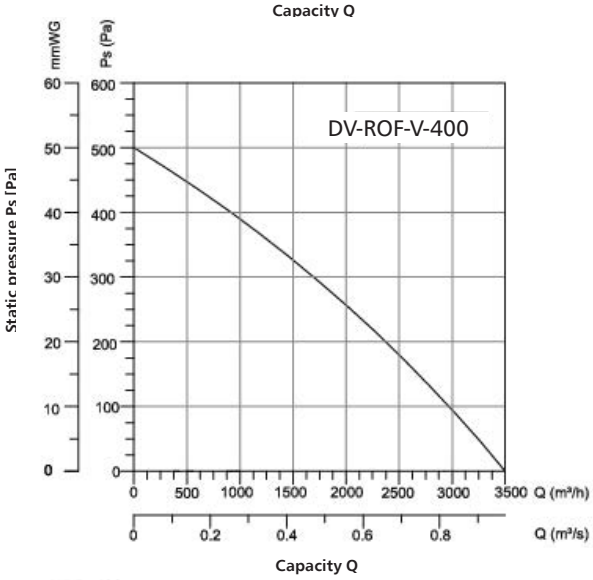

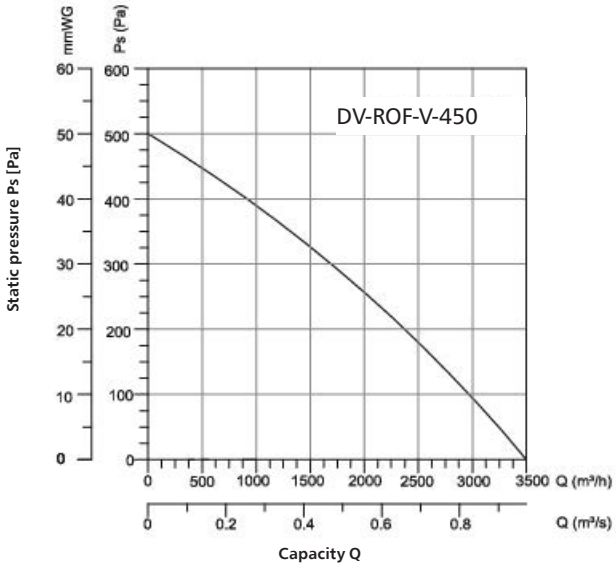

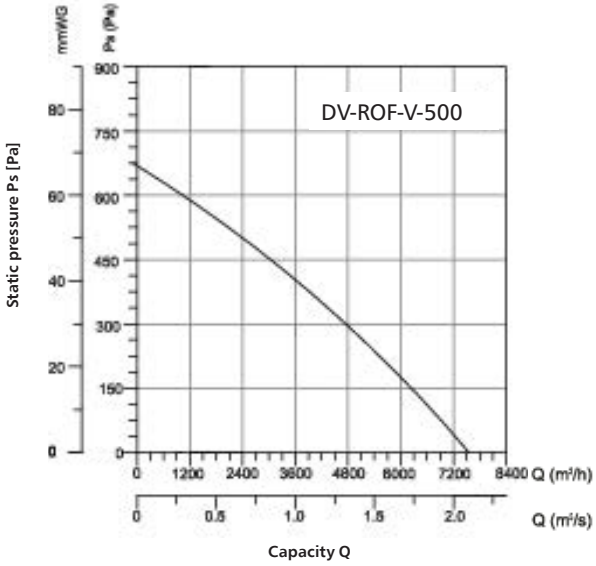

ALNOR® ventilation systems
is a legally protected trademark and technical patent. All rights reserved.

Rectangular Duct fans

DV-SQ

Download Wentyle
Download AlnorCAM
Buy via B2B



Description

Rectangular duct fan Rectangular duct fans are intended for ventilation of medium size and large rooms where space is limited. The DV-SQ duct fans have been designed and manufactured in order to ensure the high efficiency, failure-free operation and direct connection to the ventilation duct.
The DV-SQ fans are applicable in residential, commercial and industrial areas, including among others: bathrooms, toilets, utility rooms, swimming pools, gyms and warehouses, coffee bars, bars, restaurants, shops, schools, offices, factories, pubs, hotels, shopping centres, entertainment centres, workshops and local ventilation.
Users before using the type of roof fans are obliged to read carefully the operating and maintenance manual.

Material:

- housing: galvanised sheet
- rotor: galvanised sheet

Insulation class: class B

Example of the designation
Product code: **DV-SQ- - aaa - bbb**

type
A
B

Dimensions

DV-SQ

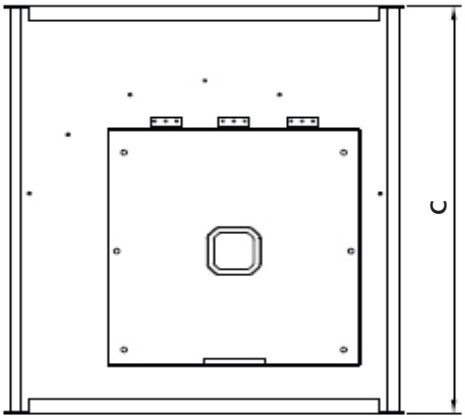

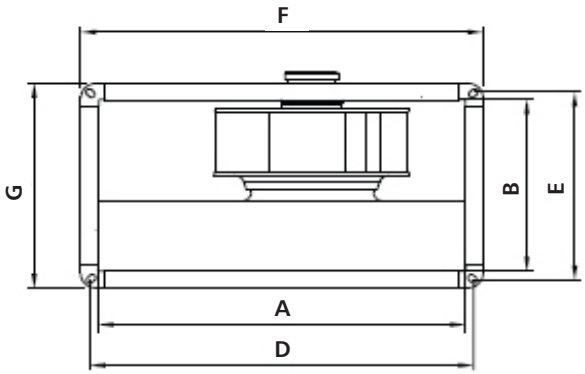

Type	A	B	C	D	E	F	G
DV-SQ-300-150	300	150	400	320	170	350	200
DV-SQ-400-200	400	200	500	420	220	450	250
DV-SQ-600-300	600	300	650	620	320	650	350
DV-SQ-600-350	600	350	760	620	370	650	400

Type	Voltage [V]	Frequency [Hz]	Power [W]	Condenser [uf]	Speed [d/d]	Air flow [m3/h]	Noise level dB(A)	Weight [kg]
DV-SQ-300-150	230	50	90	2,50	2630	480	70	7
DV-SQ-400-200	230	50	130	5,00	2675	1150	75	11
DV-SQ-600-300	230	50	147	6,00	1440	1850	70	29
DV-SQ-600-350	230	50	380	8,00	1420	3400	78	32

is a legally protected trademark and technical patent. All rights reserved.

DV-SQ

Download Wentyle
Download AlnorCAM
Buy via B2B

Graphs

Flow characteristics of **DV-SQ** fans

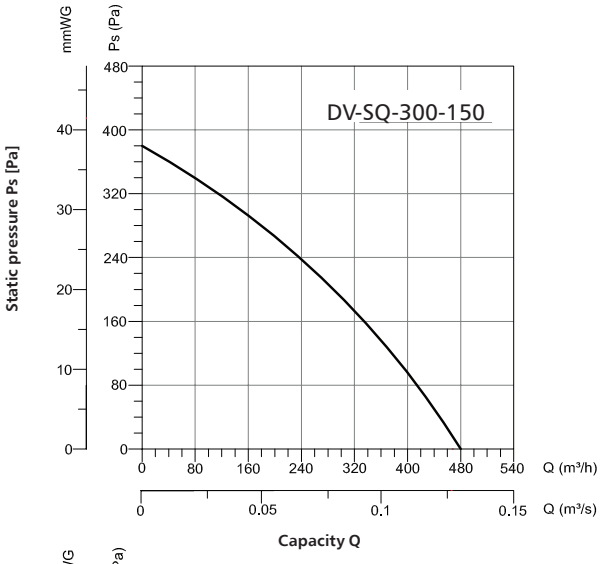

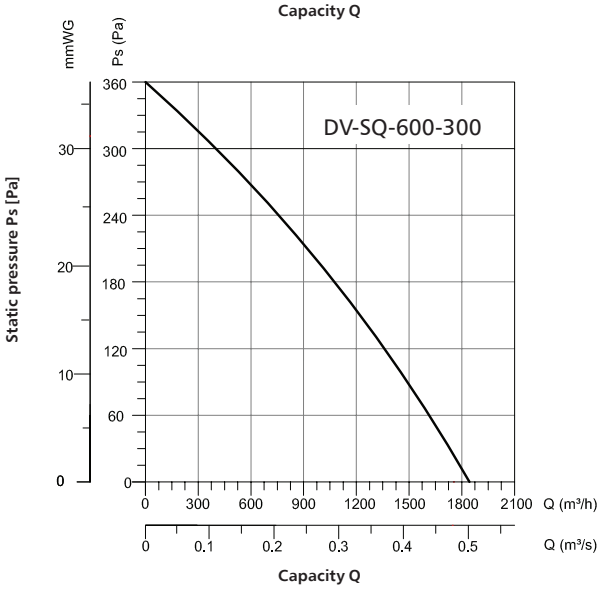

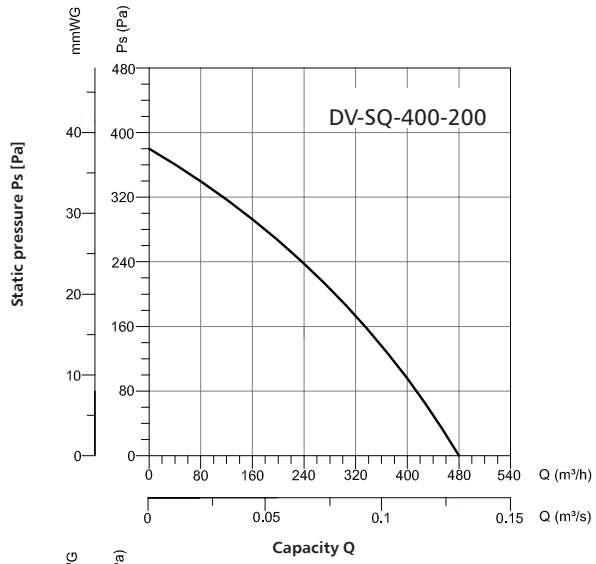

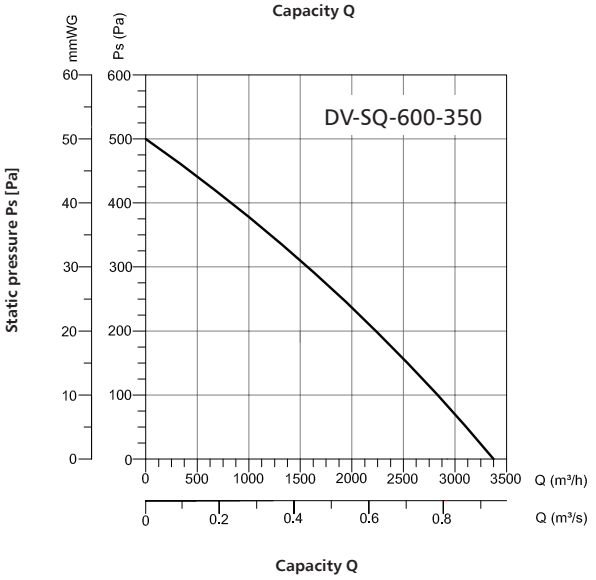

is a legally protected trademark and technical patent. All rights reserved.